

1923 US PASSPORT

This prop is an authentic replica of a US Passport from the early 1920s.

The real 1923 US passport was a large-format sheet that folded out of a simple cardboard cover. A file for making a replica of the large format passport is part of this HPLHS role-playing prop collection. However, assuming that most people don't have a printer that can handle 18 x 12 inch paper, this file is for creating the authentic look using regular 8.5 x 11 inch paper.

Print odd pages on ordinary white paper.


Print even page on reverse of odd pages.

Trim off any white margins your printer leaves behind.

Glue left edge of photograph page to right edge of *Visa* page, as shown below.

Enter all required information by hand. **Glue** b/w photo of bearer into indicated box, and **also staple** it along right edge of picture. For added authenticity, use metal eyelets instead of staples. Stamp or glue in appropriate visas.

Attach to passport cover following instructions in that file.



A NOTE ABOUT PASSPORTS

Passports from different countries traditionally came in different styles, but after the first World War the League of Nations held a number of conferences in an attempt to standardize international transit and commerce. In the early/mid 'Twenties, a committee of the League of Nations recommended that all countries adopt a standard booklet-style passport, which was already common in some places. Although it usually ignored advice from the League, the U.S. gradually converted to the booklet style, and the US passport went through a couple of design changes in the time of Lovecraft. Hence, there are three styles of US passport in the HPLHS prop collection.

This fold-out, pre-League of Nations style is most appropriate for games set up to about 1926. The hardback booklet style is for games set in the late 1920s and early '30s, and the softback booklet style is for games set in the later 1930s - '60s.

This HPLHS Prop Document is for entertainment purposes only. Designed and implemented by Andrew Leman. © 2002 by HPLHS. **All rights reserved.** Permission is hereby granted for the user to print copies for his/her personal use in role-playing games. No other permission is granted, and **any commercial or illegal use of this digital file or the prop you can make with it is ENTIRELY PROHIBITED.**

Please do not distribute this document.
It is available from www.cthulhulives.org

Questions? Ask them.
andrew@ahleman.com

THE UNITED STATES OF AMERICA

PASSPORT



DEPARTMENT OF STATE

To all to whom these presents shall come, Greeting:
I, the undersigned, Secretary of State of the United States of America, hereby request all whom it may concern to permit

a citizen of the United States, safely and freely to pass and in case of need to give all lawful Aid and Protection.

This passport is valid for use only in the following countries and for objects specified, unless amended.

NAME OF COUNTRY

OBJECT OF VISIT

The bearer is accompanied by _____




Given under my hand and the seal of the Department of State, at the City of Washington, the _____ day of _____ in the year 1923 and of the Independence of the United States the one hundred and forty seventh.

Charles E. Hughes

PERSONAL DESCRIPTION

Age _____ years Mouth _____
Height _____ ft _____ in. Chin _____
Forehead _____ Hair _____
Eyes _____ Complexion _____
Nose _____ Face _____
Distinguishing marks _____
Place of birth _____
Date of birth _____
Occupation _____



PHOTOGRAPH OF BEARER

SIGNATURE OF BEARER

No. 297864

AMENDMENTS AND EXTENSIONS.




THIS PASSPORT IS VALID FOR A PERIOD OF TWELVE MONTHS
AND EXPIRES _____ IT IS SUBJECT TO
ONE OR MORE EXTENSIONS, PROVIDED THE FINAL DATE OF
EXPIRATION IS NOT LATER THAN TWO YEARS AFTER THE DATE
OF ITS ISSUANCE.

VISAS.

Visas

Visas



VISAS.

VISAS.